

Rye City School District

# Blackboard Notification System Instructions

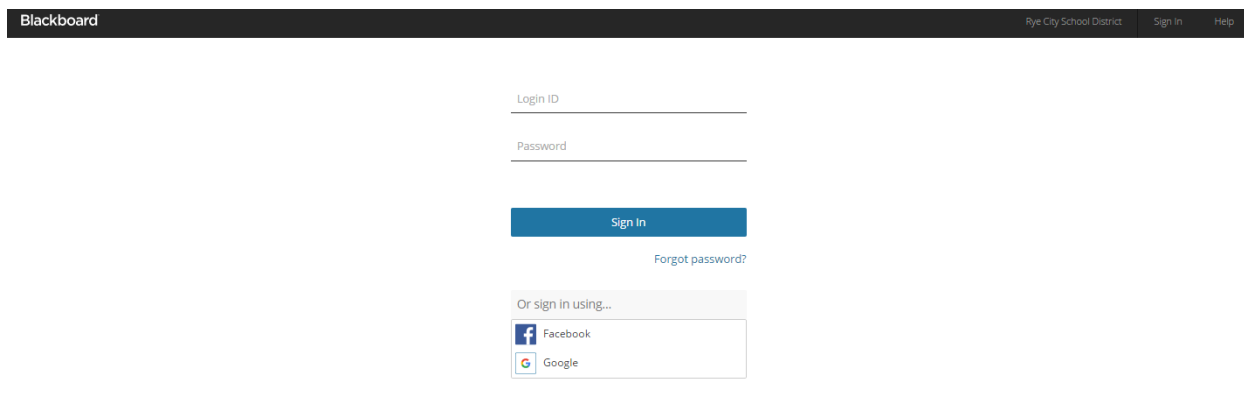
1. Go to <https://www.ryeschools.org/> and scroll towards the bottom right, select the Blackboard Notification System link under “Quick Links” (pictured) or go to <https://ryeschools.parentlink.net/main/login>.

[VIEW CALENDAR](#) →

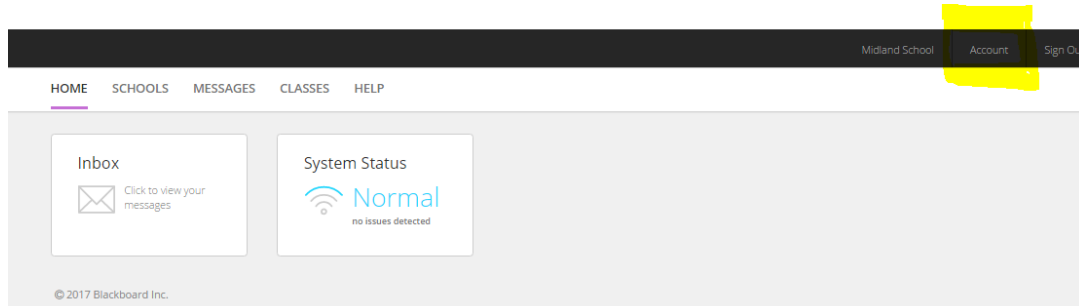
## QUICK *Links*

- Blackboard Notification System
- Rye Fund for Education
- Rye Productions
- Technology Help Desk
- Americares Rye Hurricane Relief

2. Enter the Login ID and Password that is on the letter you received from the School District.



3. To manage your account, select “Account” on the upper right side (pictured).



4. The Account Info tab is where you can verify your contact information. If any of the account information is incorrect, please contact Kaitlyn Sassone, Director of Technology, at [sassone.kaitlyn@ryeschools.org](mailto:sassone.kaitlyn@ryeschools.org) (ext. 6211) or Julie Antonecchia, Data Analyst, at [antonecchia.julie@ryeschools.org](mailto:antonecchia.julie@ryeschools.org) (ext. 1219) to correct the information.

If you would like to change your login/password, please select “Edit Login/Password” to create a new login name/password.

Account - Personal File

Account Info | Students | Delivery Preferences | Other | Merge Accounts

If any of this account information is incorrect please contact your school at 914-967-6100  
Your school can then update their databases with the correct information.

Parent ID: Parent

Login ID: Test **Edit Login / Password**

First name:

Last name:

Role: Parent

School: Midland School

Gender:

Preferred language:

<input type="checkbox"/>	Labels	Address	Status
<input type="checkbox"/>	user defined	914-555-5555	✓
<input type="checkbox"/>	user defined	+19145555555	✓
<input type="checkbox"/>	user defined	.gmail.com	✓

Remove

5. To manage how you receive communications from the District, select the “Delivery Preferences” tab. Select the appropriate icon and uncheck the box to stop receiving that type of communication (pictured).

Account - Personal File

Account Info | Students | Delivery Preferences | Other | Merge Accounts

Emergency

9145555555

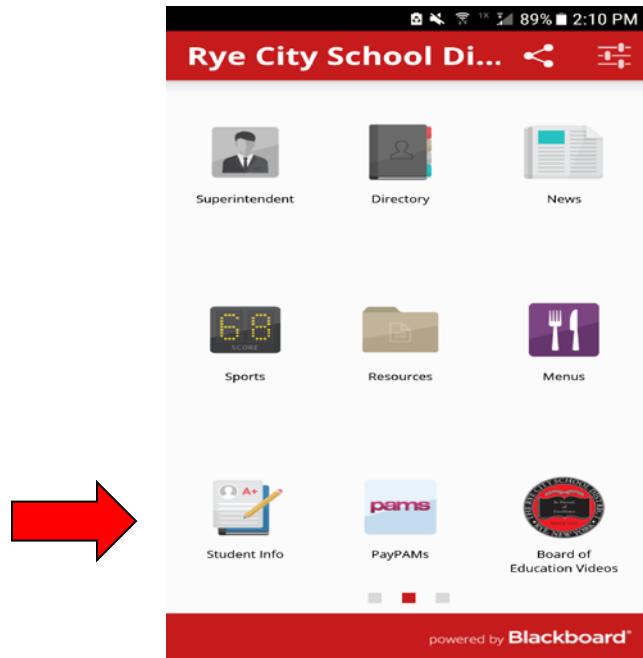
Attendance

Balance

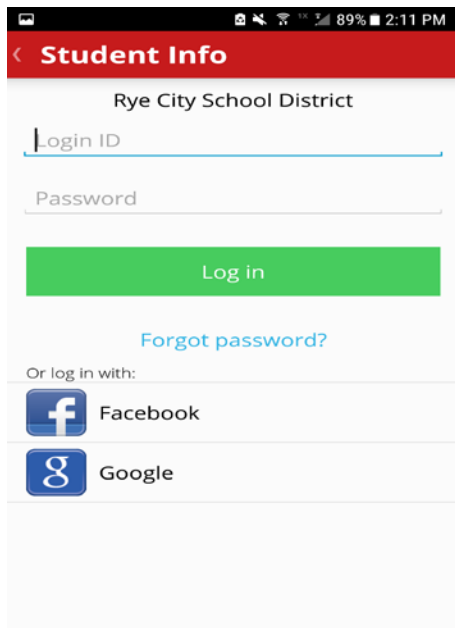
Survey

Other

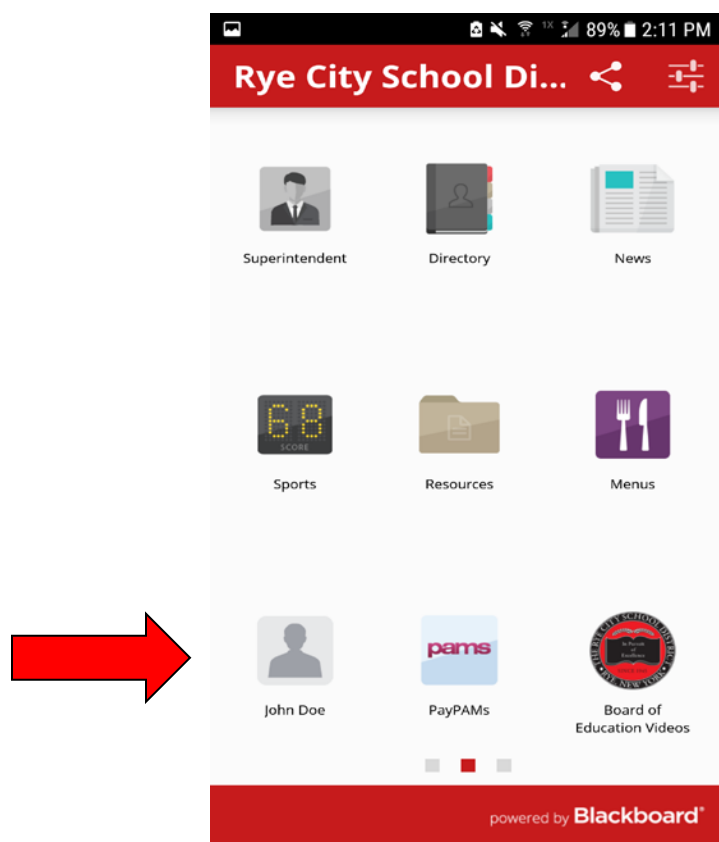
To login using the app, select the Student Info icon (pictured).



You will be sent to a login screen. Enter your Login ID and password.



After signing in, the Student Info icon will appear as an icon with your name, along with icons for your student(s).



Select the icon with your name on it to view your account information

