

# Rye City School District Mobile App

## INSTRUCTIONS FOR ANDROID USERS

Did you know that the Rye City School District has a mobile app? It has been designed to deliver the content from the District's website and other digital communications – including public announcements, news feeds, calendars, and social media posts – in a convenient format for your mobile devices. Adjustment of just a few settings (described below) may help you get the most benefit from the app.

### SETUP

First, **install and open the app** from the Google Play store.

1



Rye City School District

Rye City School District

Install

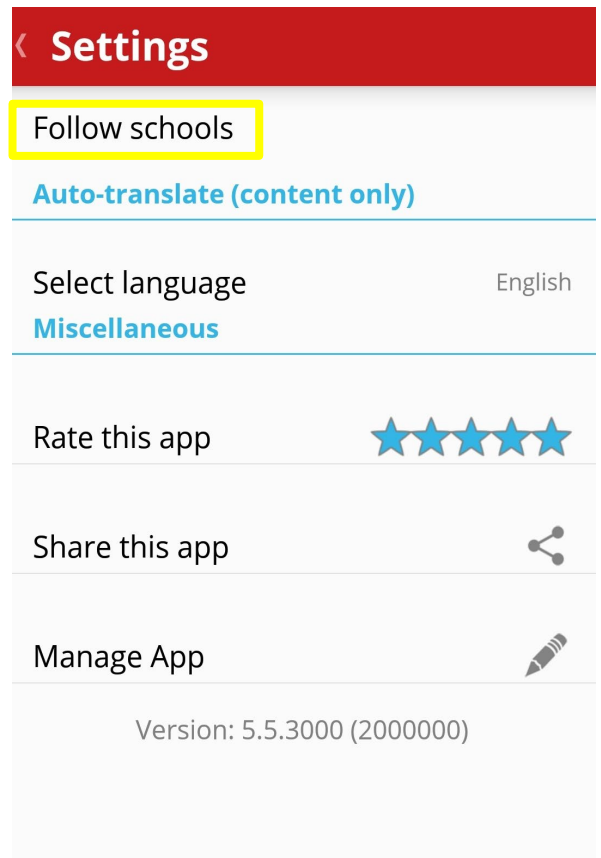
## CHOOSING WHICH SCHOOLS TO FOLLOW

**Open the app.** The first screen you see is the home screen. It displays "Top Stories" scrolling across the top and several icons on the bottom. Click the Filter icon at the top right.




2

**Choose Follow Schools.**



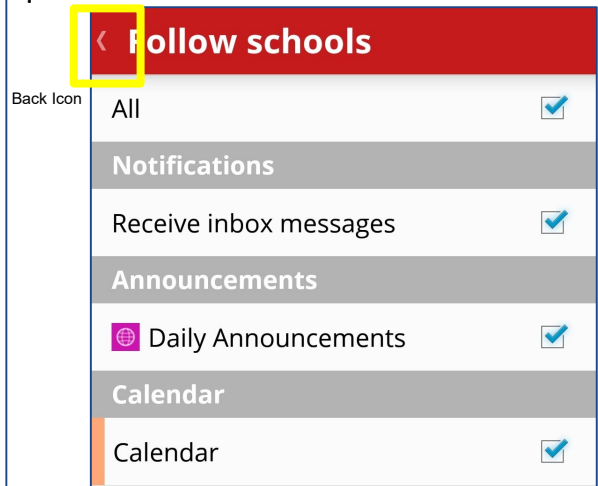
3

Click the school you want to follow. The user in this image has opted to follow all feeds from the District and schools.



4

Choose what content you would like to follow for each school by checking box next to each option, or select All for all options. All of the schools have similar options. Click the Back icon to return to the home screen.



Note: You will also see an option to filter schools and refresh in other locations in the app, at the top right.



Refresh and Filter icons

5

## ICONS

### Icons and what they do

Please see icons on home screen

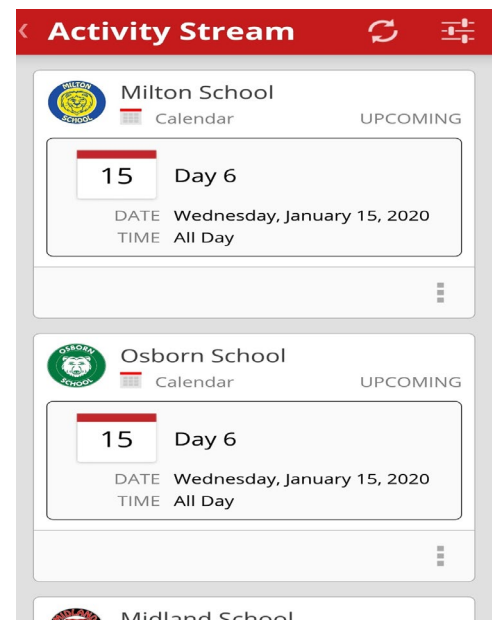


6

### What is the Activity Stream?




This is a collection of news items, upcoming events, announcements, and social media posts, all in one feed.



7

### What does the Calendar icon display?



This is a collection of all upcoming events for all the schools you are following in one feed.

### What does the Notifications icon display?

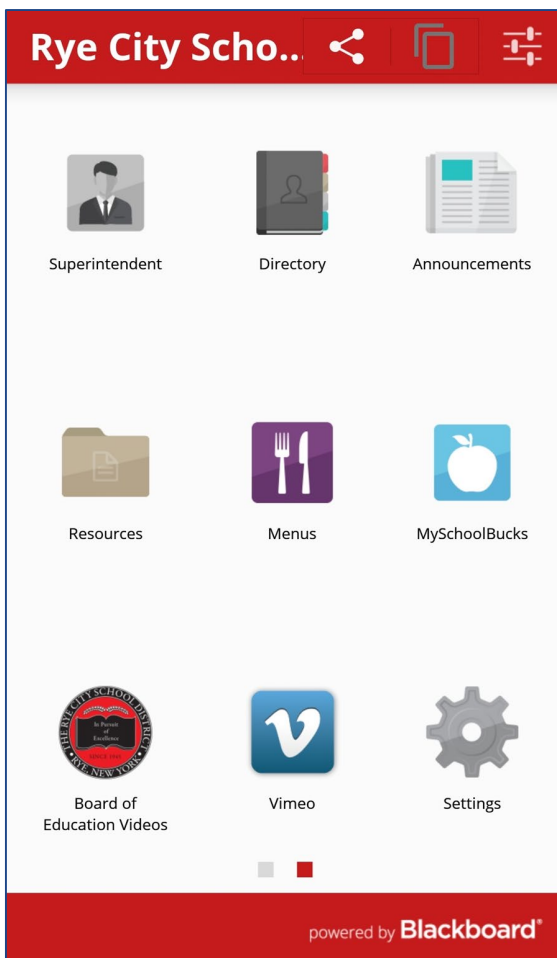


This is a collection of all communications from the District/each school you are following. You are able to view past notifications and also listen to past voice messages you have received.

\*Please note that not all communications are "pushed out" to the app--some are text message only, email only, or phone calls only (such as the Rye High School attendance robo calls.) If the messages were not originally sent via the app, they will not appear in your Notifications.

If you are not following all of the schools you have received messages from, you will not be able to messages from those schools in your Notifications

### Swipe right to view more icons...




### What does the Resources icon display?




This is a collection useful weblinks/documents, some of which are school-specific.







- Select the Resources Icon
- Click on the photo with the school's logo
  - To change schools, click on the Filter icon and select which school you want to view



You will see options to links and/documents. Click to access.



### What do the other icons do?

-  ● Links to Dr. Byrne's Bio
-  ● Links to any school daily announcements
-  ● Links to school menus on Nutrislice
-  ● Links to MySchoolBucks
-  ● Links to Board of Education meeting videos
-  ● Links to Board of Education meeting videos